

Liqui-Mover[®] Pumps

Float and float-free condensate pumps

KADANT
AN ACCENT ON INNOVATION

Pressure-powered
positive displacement
pumping.



The more reliable and efficient way to move liquids.

Liqui-Mover Pumps

As a positive displacement pressure-powered pump, the Liqui-Mover pump has no motors, starters, shafts, rotating mechanical seals, or impellers. Instead, the Liqui-Mover pump uses steam (or any compatible inert gas) under pressure as the motive force to lift or pump liquids.

With none of these maintenance-intensive components to leak, wear, or fail, the Liqui-Mover pump is naturally more reliable than conventional electric pumps. As a result, the Liqui-Mover pump will work longer, with less maintenance, and far less downtime.

Compact dimensions, easy to install, and low maintenance.



The LRSM skid mounted system is ideal for use with PV coils and heat exchangers.



No rotating parts and a minimum of moving parts for greater reliability.



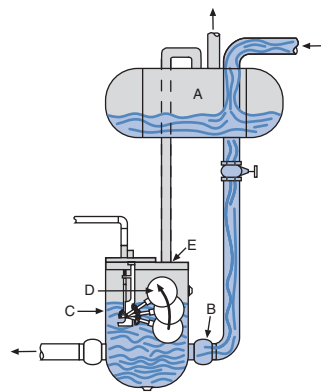
Different models for different applications.

LIQUI-MOVER® PUMP FAMILY



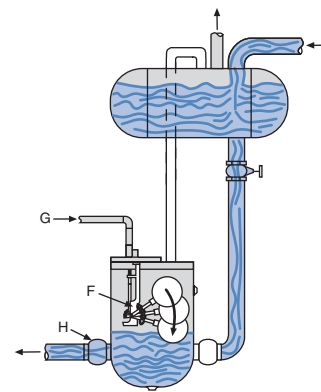
- The Benefits**
- ▶ No rotating parts and a minimum of moving parts for greater reliability and lower maintenance.
 - ▶ Can handle most high-temperature fluids without venting or cooling.
 - ▶ Little or no condensate cooling loss.
 - ▶ Compact dimensions, easy to install and operate.
 - ▶ Non-electric models require no electricity for operation.

Liqui-Mover Float Series



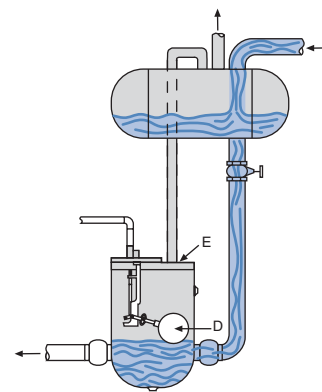
Stage One

Fluid flows from the receiving chamber (A) through an inlet check valve (B) into the pump tank (C), raising a float (D). The vent port (E) is open to equalize pressure between the receiving chamber and pump tank.



Stage Two

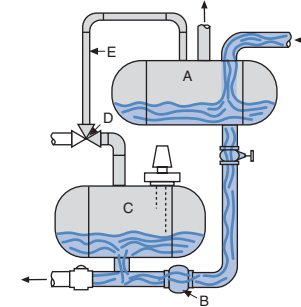
When the float reaches its highest level, it triggers a linkage (F) that closes the vent port and opens the motive pressure valve (G) to admit the motive pressure into the pump tank. The motive pressure forces the fluid past the discharge check valve (H) and out the discharge line.



Stage Three

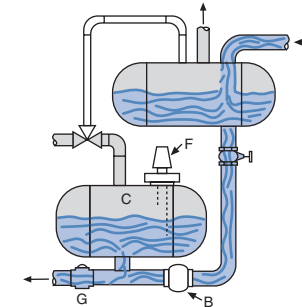
Once the float (D) reaches its lowest position, the linkage shuts off the motive pressure port, and opens the vent port (E). Excess pressure is vented to the receiver, equalizing pressure between the two tanks. The cycle will now repeat.

Liqui-Mover Float-Free Series



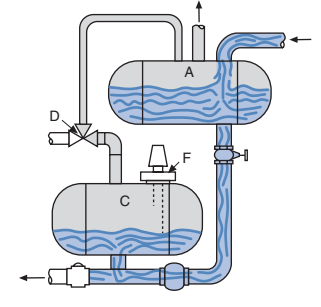
Stage One

During the fill cycle, fluid flows from the receiving chamber (A) through the inlet check valve (B) into the pump tank (C). The 3-way valve (D) is open between the pump tank and the receiving chamber, equalizing the pressure between them through the equalizing line (E).



Stage Two

When the level control (F) senses that the pump tank is full, the 3-way valve energizes to admit the motive pressure into the pump tank (C). The inlet check valve (B) prevents backflow into the fill line. The discharge cycle begins when pressure inside the pump tank is greater than in the discharge line. The discharge check valve (G) opens and fluid flows into the discharge line. During this cycle, incoming condensate is stored in the receiver.



Stage Three

Once the level control (F) senses the pump tank has emptied, the 3-way valve (D) de-energizes, shutting off the motive pressure, and opening the vent port in the valve. This equalization cycle allows the pump tank (C) and the receiving chamber (A) to equalize in pressure, and the fill cycle begins again.

Local Assistance On A Worldwide Basis

Many suppliers have made a commitment to the international marketplace. But few have taken that commitment as far as Kadant Johnson. To assure product availability wherever it's needed, Kadant Johnson joints, syphons, and related equipment are manufactured in Asia, Europe, North America, and South America.

Because knowledgeable advice and prompt service are as important as the products, Kadant Johnson has factory-authorized representatives in nearly 150 countries. So no matter where you are, Kadant Johnson products, service, and assistance are nearby.

MANUFACTURING LOCATIONS



805 Wood Street
Three Rivers, MI 49093 USA
tel: +1 269 278 1715
fax: +1 269 279 5980



Nijverheidslaan 23-25
1380 AB Weesp, The Netherlands
tel: +31 294 494200
fax: +31 294 431359



Rua Miguel Nelson Bechara, 297
02712-130, São Paulo, SP, Brazil
tel: +55 11 3932 7877
fax: +55 11 3931 4043



Wuxi National Hi-Tech Industrial Development Zone
Wuxi City, Jiangsu Province, China
tel: +86 510 85212218
fax: +86 510 85212038

KADANT
AN ACCENT ON INNOVATION

Kadant is a leading global supplier of products and services that improve productivity and quality in paper production and other process industries. For the nearest location and contact, visit our Website.

www.kadant.com

Contact us:

KADANT JOHNSON INC.
805 Wood Street
Three Rivers, MI 49093 USA

Tel: +1-269-278-1715
Fax: +1-269-279-5980
Email: info@kadant.com